

## **STUDCO THE NAME IN QUALITY**

As one contractor said...

*"I haven't seen studs  
like this for 30 years"*



## **THE FACTS**

- No Cold Reducing
- True Gauge
- Prime Galvanized Material Used

**SPECIFY THE NEW DECIMAL SYSTEM  
FOR YOUR PEACE OF MIND**

**20 Gauge = 30 mils**  
**25 Gauge = 18 mils**



Aussie Saltwater Crocodile

**3 SIZES AVAILABLE**



**Resilmount™ A50R**  
**Resilient Isolation Hanger**

CODE	$\alpha$	$\beta$	$\omega$	c
A50R-1	3-3/4"	3/16"	65	Red
A50R-2	3-3/4"	3/16"	120	Black
A50R-3	3-3/4"	3/16"	200	Blue

$\alpha$  = Clip height  
 $\beta$  = Maximum Deflection at Maximum weight  
 $\omega$  = weight capacity (lbs)  
 c = Color

**ALSO AVAILABLE**



[www.resilmount.com](http://www.resilmount.com)

**A48R**


**Resilient Mount Right Angle Bracket**



Resilmount A48R is provided with several 3/16" slotted holes in bracket fastening surface, suitable for direct fastening or inserting suspension rod for suspended ceiling systems.

**A96R**

**Furring Channel to Purlin Resilient Mount**



Resilmount A96R can be fastened directly to trusses and purlins providing adjustability. Provided with a variety of holes for different fasteners.

# Rebates... Fastcap Is The Answer

**Custom finishing and capping of plasterboard is made easy with the Fastcap range of custom made finishing sections.**

Rebate features in drywall are often a time consuming and complicated task because of the structural support required for a feature rebate and also the internal drywall finishing. Studco Building Systems ability to manufacture the Fastcap range of custom made finishing sections reduces the need of providing extra supporting structure behind the rebate feature and also eliminates the need of intricate drywall finishing on the internal faces of a feature rebate. Clean straight lines are another feature of this time saving product, with all custom sections manufactured from cold rolled steel: Fastcap is guaranteed to be straight first time every time. Simply install the Fastcap into your lined wall or ceiling surface by screw fastening through the perforated edge, then set in the two stopping edge's and your rebate feature is ready for paint.

Our custom design and consultancy team is ready to help design and produce an innovative solution to your requirements for any size project.

Email [sales@studcosystems.com](mailto:sales@studcosystems.com) or phone 800 675 8023 for a technical Fastcap drawing. Simply fill out your Fastcap requirements and a Studco representative will provide a price estimate and the details of your nearest Studco Building Systems distributor. ■

**fastcap**



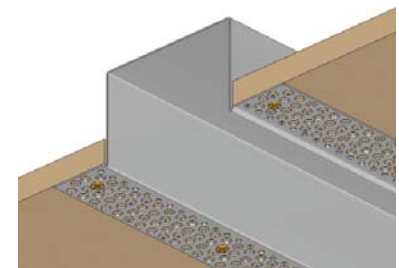
Studco Fastcap used to create a feature rebate in a ceiling.




Recessed light troffers created with Fastcap: quick, straight and sturdy for fixing lighting components



Each Factcap is custom made, with the width and height of the rebate determined by you



Fastcaps are installed by simply fastening through the two perforated edges



## Resilmount Resilient Channel From STUDCO

*Another quality Resilmount product joins the Studco range...*

One of the most cost-effective acoustical products for improving the sound transmission loss through a wall or floor/ceiling system is the Resilmount resilient channel. Resilient channels are commonly used in multi-residential housing projects. The fundamental purpose of the resilient channel is to provide a means for attaching

the drywall to the supporting structure without actually permitting the drywall to directly contact the structure. It's the de-coupling of the drywall from the framing that provides the improved sound transmission loss. Resilmount resilient channel comes pre-punched for fast, easy fastening. ■

**TECH TIPS****A96R use in ceiling applications to provide adjustment for Furring Channels.**

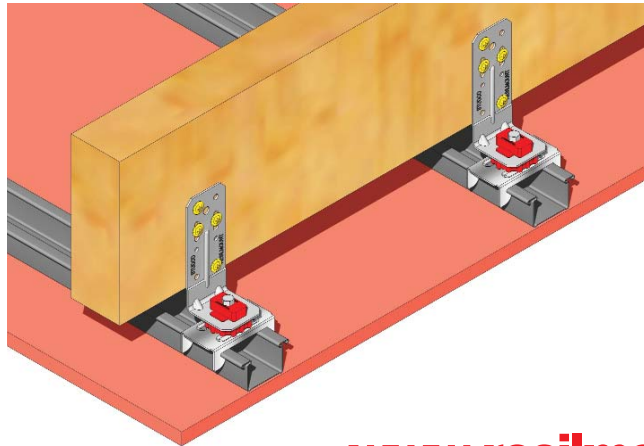
Resilmount A96R is an engineered, patented adjustable acoustic resilient mounting bracket for Studco furring channels being suspended below purlins or trusses, for reducing airborne vibration and structure-borne vibration in ceiling applications.



Resilmount A96R can be fastened directly to trusses and purlins providing adjustability. Provided with a variety of holes for different fasteners.

**Installation Notes**

- A96R to be fastened to structure with a minimum #8 screw or masonry sleeve anchors. (See fasteners manufacturers specifications)
- Load capacity: 55 lbs. maximum dead load.
- Maximum spacing of clips on furring channel is 48"
- Spacing between furring channels should not exceed 24"



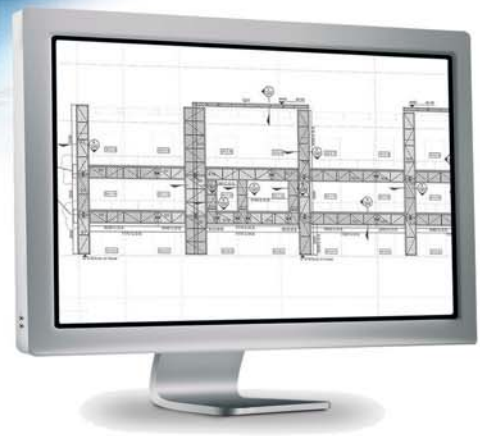
Resilmount A96R can be fastened directly to trusses and purlins using a #8 screw or larger. 3/16" slotted holes are provided in the bracket for adjustability. Fits both FC78 7/8" & FC112 1-1/2" furring channel.

[www.resilmount.com](http://www.resilmount.com)

**STUDCO LGMF**  
**ENGINEERING SERVICES**

Studco Building Systems can engineer the Light Gauge Metal Framing (LGMF) on your project.

We can provide a certified and stamped shop drawing quotation from project plans sent to us on email. Studco LGMF Engineering Services can also value engineer your project to give the most cost efficient framing solutions which also enhances field performance and speed. From large multi-storey, load bearing structures to simple wall loads we have you covered. Call today or email your requirements or plans to: [sales@studcosystems.com](mailto:sales@studcosystems.com) for your needed solutions. ■



Need engineering assistance? Call Studco Technical Services on 800.675.8023 for fast, friendly advice.